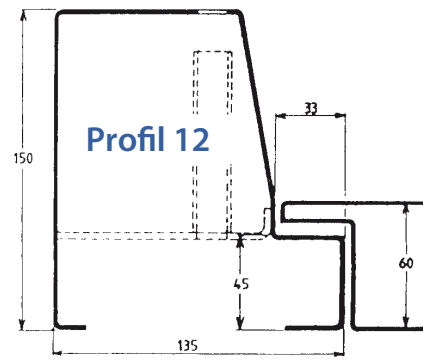
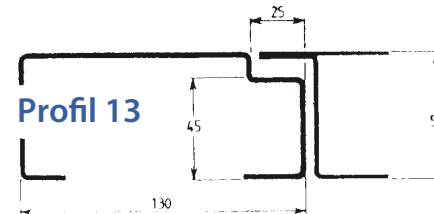


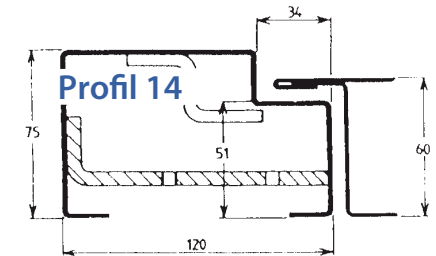
LR 180 + GVR + SHX



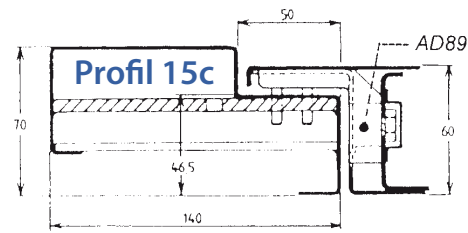
LR 180 + GVR + SHX



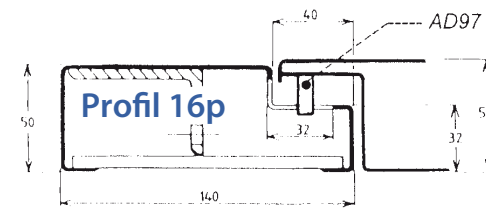
LR 180 + GVR + SHX



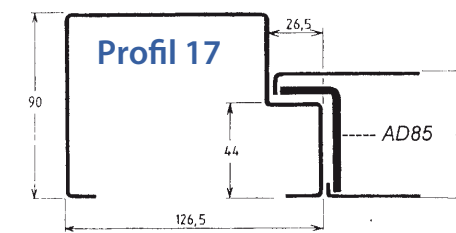
LR 180 + GVR + SHX



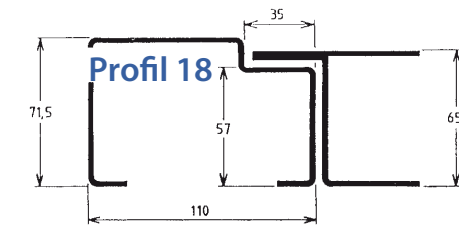
LR 180 + XBC + SHX 25 + AD88 / 89



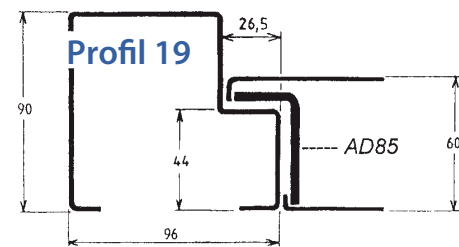
LR 180 •• 6•4 +GVX +SHX +CGX +AD97



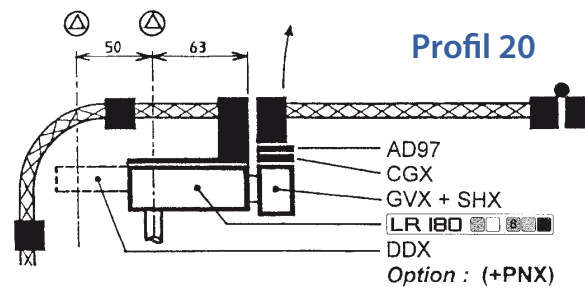
LR 180 + GVR + SHX



LR 180 + GVR + SHX



LR 180 + GVR + SHX



Profil 20